



PELAPORAN RANKING UPM 2025 QS WORLD UNIVERSITY RANKINGS: ASIA

6 November 2024

Seksyen Data Korporat,

Pusat Strategi dan Perhubungan Korporat

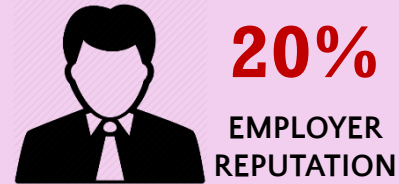
Berilmu Berbakti Pertanian • Inovasi • Kehidupan

METODOLOGI DAN SUMBER DATA QS WUR ASIA 2025


METODOLOGI



Sumber : QS Survey



Sumber : Data Institusi



Sumber : Scopus

METODOLOGI QS WUR ASIA 2025

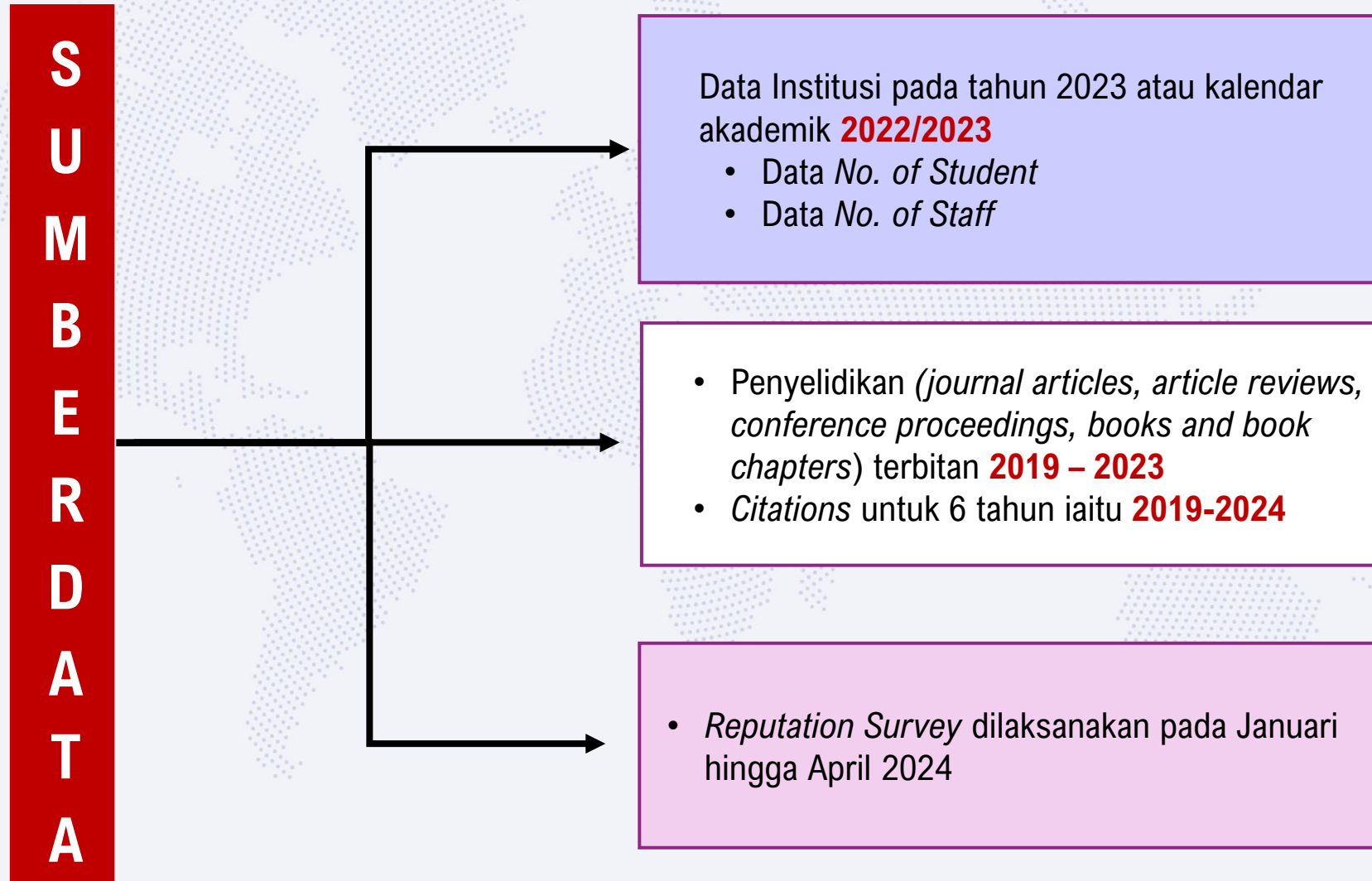
INDICATOR	Current Methodology
REPUTATION & ACADEMICS	65%
Academic / Teaching Reputation	30
Employer Reputation	20
Employment Outcomes	-
Faculty Student Ratio	10
Doctorate to bachelor's awarded	-
Doctorates awarded to academic staff ratio	-
Institutional Income to academic staff	-
Academic Staff with PhD	5
RESEARCH	10%
Research Reputation	-
Papers per Faculty	-
Research Income to Academic staff	-
International Research Network	10
CITATION	15%
Citation impact (normalized average citations per paper)	10
Citations per Faculty	5
GLOBAL ENGAGEMENT	10%
International Faculty	2.5
International Students	2.5
International Collaboration (co-authorship)	-
Inbound Exchange Students	2.5
Outbound Exchange Students	2.5
RESEARCH INCOME FROM INDUSTRY	-
SUSTAINABILITY	-

	Current Methodology
Perception (survey-based)	50%
Data submission	25%
WOS / Scopus	25%
TOTAL	100%

Petunjuk

	Data dianalisis oleh Penganjur (survei)
	Data disediakan oleh Institusi
	Data dianalisis oleh Penganjur

SUMBER DATA QS WUR ASIA 2025





UPM
UNIVERSITI PUTRA MALAYSIA
BERILMU BERBAKTI

PUTRA
PERTANIAN UNTUK RAKYAT

LAPORAN **PENCAPAIAN** QS WUR ASIA 2025

PETUNJUK

KOD WARNA	DESKRIPSI
■	Meningkat
■	Menurun
■	Kekal

5 INSTITUSI TERBAIK DI *SOUTHEAST ASIA*

QS WUR ASIA 2025



UPM
UNIVERSITI PUTRA MALAYSIA
BERILMU BERBAKTI

PUTRA
PERTANIAN UNTUK RAKYAT

RANK	INSTITUTION	COUNTRY	OVERALL SCORE 2025	OVERALL RANK 2025	OVERALL RANK 2024	COMPARISON OF PERFORMANCE
1	NATIONAL UNIVERSITY OF SINGAPORE (NUS)	SINGAPORE	98.9	3	3	==
2	NANYANG TECHNOLOGICAL UNIVERSITY (NTU)	SINGAPORE	98.3	4	=4	↑
3	UNIVERSITI MALAYA	MALAYSIA	94.8	12	=11	↓
4	UNIVERSITI PUTRA MALAYSIA	MALAYSIA	89.0	20	25	↑
5	UNIVERSITI KEBANGSAAN MALAYSIA	MALAYSIA	85.5	=26	28	↑



10 INSTITUSI TERBAIK DI MALAYSIA

QS WUR ASIA 2025



UPM
UNIVERSITI PUTRA MALAYSIA
BERILMU BERBAKTI

PUTRA
PERTANIAN UNTUK RAKYAT

RANK	INSTITUTION	OVERALL SCORE 2025	OVERALL RANK 2025	OVERALL RANK 2024	COMPARISON OF PERFORMANCE
1	UNIVERSITI MALAYA	94.8	12	=11	↓ Decreased by 1
2	UNIVERSITI PUTRA MALAYSIA	89.0	20	25	↑ Increased by 5
3	UNIVERSITI KEBANGSAAN MALAYSIA	85.5	=26	28	↑ Increased by 2
4	UNIVERSITI TEKNOLOGI MALAYSIA	84.8	28	37	↑ Increased by 9
5	TAYLOR'S UNIVERSITY	81.3	36	=41	↑ Increased by 5
6	UNIVERSITI SAINS MALAYSIA	80.8	37	35	↓ Decreased by 2
7	UCSI UNIVERSITY	75.1	45	=61	↑ Increased by 16
8	UNIVERSITI TEKNOLOGI PETRONAS	70.2	=53	69	↑ Increased by 16
9	SUNWAY UNIVERSITY	62.9	74	=103	↑ Increased by 29
10	UNIVERSITI UTARA MALAYSIA	62.2	=79	101	↑ Increased by 22

SKOR & KEDUDUKAN UPM DI DUNIA & MALAYSIA BAGI TAHUN 2020-2025 QS WUR ASIA 2025

INDICATOR	SCORE					RANK IN WORLD					RANK IN MALAYSIA				
	2021	2022	2023	2024	2025	2021	2022	2023	2024	2025	2021	2022	2023	2024	2025
Academic Reputation (30%)	75.4	79.0	81.8	83.0	96.2	39	37	34	34	31	20	19	4	4	4
Employer Reputation (20%)	82.1	84.0	83.3	84.1	94.3	40	40	41	42	48	18	14	5	5	6
Faculty Student (10%)	89.8	88.4	86.3	73.2	77.5	58	57	64	89	113	12	10	4	6	8
Paper per Faculty (5%)	43.9	41.2	37.2	33.8	41.9	132	143	115	178	200	50	19	6	5	6
Citation per Paper (10%)	24.1	23.5	24.5	18.8	42.7	267	263	258	297	260	37	41	6	7	9
International Faculty (2.5%)	96.3	93.5	87.2	71.2	70.9	32	44	49	54	68	1	13	10	14	14
International Students (2.5%)	99.5	99.6	99.9	99.4	99.7	16	15	15	18	21	1	2	8	9	11
Inbound Exchange (2.5%)	100	100	100	100	100	1	14	14	13	16	1	4	4	5	5
Outbound Exchange (2.5%)	100	100	99.4	99.6	100	14	15	28	18	6	1	12	5	3	2
Staff with PhD (5.0%)	100	100	100	100	96.8	1	19	27	21	45	1	19	1	1	2
International Research Network (10%)	99.8	99.4	99.3	97.2	98.2	6	11	8	19	18	1	1	2	5	5
OVERALL	79.84	81.4	81.2	80.7	89.0	28	27	27	25	20	2	2	2	2	2

RUMUSAN PENCAPAIAN QS WUR UPM BAGI TAHUN 2021-2025 QS WUR ASIA 2025



Tahun	Ranking Dunia	Skor Keseluruhan	Ranking Nasional	Ranking Pillar	
				Paling Tinggi	Paling Rendah
2025	20	89.0	2	Inbound Exchange / Outbound Exchange	Paper per Faculty
2024	25	80.7	2	Inbound Exchange / Staff with PhD	Citation per Paper
2023	27	81.2	2	Inbound Exchange / Staff with PhD	Citation per Paper
2022	27	81.4	2	Inbound Exchange/ Outbound Exchange/ Staff with PhD	Citation per Paper
2021	28	79.8	2	Inbound Exchange/ Outbound Exchange/ Staff with PhD	Citation per Paper

DATA RESEARCH OUTPUT UPM – PAPERS & CITATIONS BAGI TAHUN 2020-2025 QS WUR ASIA 2025



Overall Research Output	QS 2020 (2013-2018)	QS 2021 (2014-2019)	QS 2022 (2015-2020)	QS 2023 (2016-2021)	QS 2024 (2017-2022)	QS 2025 (2018-2023)
Citations (Including Self-Citations)	93,620	106,197	124,949	126,949	203,609	235,534
Citations (Excluding Self-Citations)	70,741	81,203	98,627	98,627	163,601	193,352
Citations (Normalized)	81,192	124,251	109,026	108,977	175,613	204,067
Papers	16,293 (2013-2017)	16,554 (2014-2018)	17,171 (2015-2019)	17,171 (2016-2021)	19,321 (2017-2022)	20,329 (2018-2023)



UPM
UNIVERSITI PUTRA MALAYSIA
BERILMU BERBAKTI

PUTRA
PERTANIAN UNTUK RAKYAT

PERBANDINGAN RANKING DAN SKOR **ANTARA UNIVERSITI** **PENYELIDIKAN (RU)** DI MALAYSIA

PENCAPAIAN RANKING 5 RU DI MALAYSIA DALAM TEMPOH 5 TAHUN QS WUR ASIA 2025




UPM
UNIVERSITI PUTRA MALAYSIA
BERILMU BERBAKTI

PUTRA
PERTANIAN UNTUK RAKYAT

Research Universities (RU)	2021	2022	2023	2024	2025	2024 performance in comparison to 2025
 UNIVERSITI MALAYA	9	8	9	=11	12	↓ Decreased by 1
 UPM UNIVERSITI PUTRA MALAYSIA	28	27	27	25	20	↑ Increased by 5
 UNIVERSITI KEBANGSAAN MALAYSIA National University of Malaysia	35	33	30	28	=26	↑ Increased by 2
 UTM UNIVERSITI TEKNOLOGI MALAYSIA	39	38	39	37	28	↑ Increased by 9
 USM UNIVERSITI SAINS MALAYSIA	34	35	32	35	37	↓ Decreased by 2

SKOR & KEDUDUKAN RU MENGIKUT INDIKATOR QS WUR ASIA 2025

University	Academic Reputation (30%)		Employer Reputation (20%)		Faculty Student (10%)		Paper per Faculty (5%)		Citation per Paper (10%)		International Faculty (2.5%)		International Student (2.5%)		Inbound Exchange (2.5%)		Outbound Exchange (2.5%)		Staff with PhD(5%)		International Research Network (10%)		Overall Score	
	Score	Rank	Score	Rank	Score	Rank	Score	Rank	Score	Rank	Score	Rank	Score	Rank	Score	Rank	Score	Rank	Score	Rank	Score	Rank	Score	Rank
Universiti Malaya	99.7	16	99.9	9	92.1	60	37	233	67.5	154	89.4	47	94.2	34	99	33	94.3	48	84.9	128	99.9	4	94.8	12
Universiti Putra Malaysia	96.2	31	94.3	48	77.5	113	41.9	200	42.7	260	70.9	68	99.7	21	100	16	100	6	96.8	45	98.2	18	89.0	20
Universiti Kebangsaan Malaysia	96.7	26	95.7	40	89.8	70	35.6	244	29.8	340	79.7	56	97.5	32	29.6	198	37.1	192	91.0	98	98.9	14	85.5	=26
Universiti Teknologi Malaysia	90.7	45	93.4	50	66.9	151	54.4	140	47.4	243	38.4	183	99.1	26	90.1	63	73.7	87	85.6	122	98.8	16	84.8	28
Universiti Sains Malaysia	96.9	25	96.6	37	63.1	162	44.3	184	27.5	365	56.1	104	99.8	20	29.0	203	40.8	173	54.2	280	99.6	10	80.8	37

 Best score

PENCAPAIAN UPM DI ANTARA RU MENGIKUT INDIKATOR QS WUR ASIA 2025



UPM
UNIVERSITI PUTRA MALAYSIA
BERILMU BERBAKTI



Academic Reputation (30%)	Employer Reputation (20%)	Faculty Student (10%)	Paper per Faculty (20%)	Citation per Paper (10%)	International Faculty (2.5%)	International Student (2.5%)	Inbound Exchange (2.5%)	Outbound Exchange (2.5%)	Staff with PhD (5%)	International Research Network (10%)
UM	UM	UM	UTM	UM	UM	USM	UPM	UPM	UPM	UM
USM	USM	UKM	USM	UTM	UKM	UPM	UM	UM	UKM	USM
UKM	UKM	UPM	UPM	UPM	UPM	UTM	UTM	UTM	UTM	UKM
UPM	UPM	UTM	UM	UKM	USM	UKM	UKM	USM	UM	UTM
UTM	UTM	USM	UKM	USM	UTM	UM	USM	UKM	USM	UPM



Pertanian • Inovasi • Kehidupan
Berilmu Berbakti

Terima Kasih